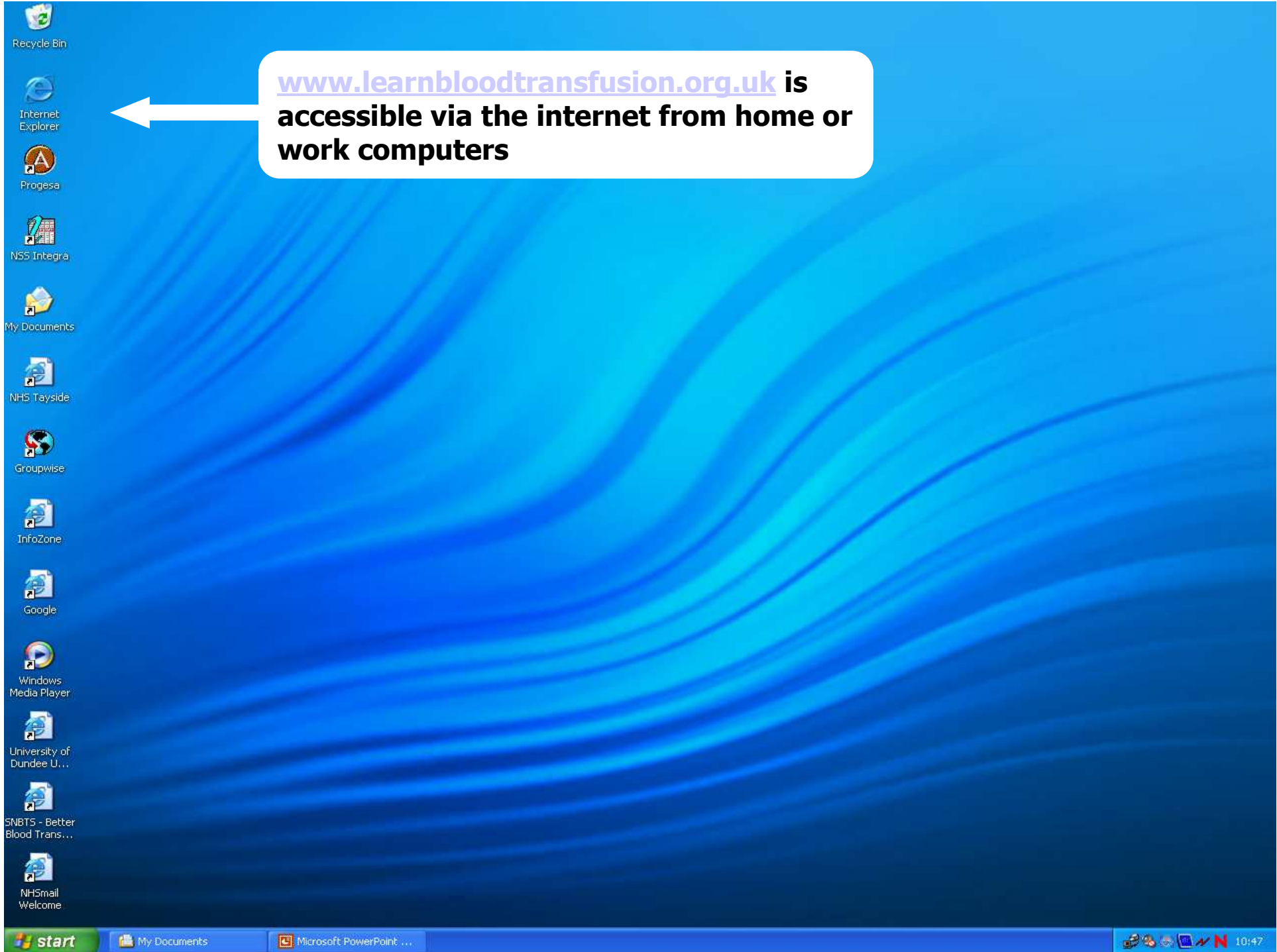


Access to Blood Transfusion Education via E-learning:

<http://www.learnbloodtransfusion.org.uk/elearning.htm>

www.learnbloodtransfusion.org.uk is
accessible via the internet from home or
work computers





home | about the programme | elearning zone | resources | links | contact us



Welcome to the
Better Blood Transfusion
Continuing Education Programme

News & Information

Right blood, right patient, right time!

Get Involved!

Welcome to the Better Blood Continuing Education Programme!

The aims of the programme are to:

- Improve Patient Care
- Reduce Risk
- Become Safe Practitioners
- Learn about Safe Transfusion Practice



This programme has been developed by Transfusion experts from the Scottish National Blood Transfusion Service Effective Use of Blood Group and is supported by specialists from the UK Blood Services.

This programme will appeal to anyone involved in Blood Transfusion or who is interested in Safe Transfusion Practice.

Click on e-learning to get started

programme

The programme is being developed at three levels to find out more please [click here >](#)

elearning

We have been developing a range of interactive learning materials. To access these online modules please [click here >](#)

New release of ORAS is coming!

The new release of ORAS includes a suite of innovative new features and enhanced functionality, with a fresh new look and feel. Available on Friday 13th April 2007 - please visit the site and see what's new.

System Downtime

While we implement the new release of ORAS there will be a slight disruption to the site. ORAS will not be available from 5pm Thursday 5th April 2007 until 9am Friday 13th April 2007. We do apologise for any inconvenience this may cause. You will still be able to access [www.learnbloodtransfusion.org.uk](#) as normal.

NPSA Safer Practice Notice

As well as being able to have a record of your theoretical competency you will now have the ability to record your clinical competency.

The recent NPSA Safer Practice notice, Right Patient, Right Blood (Nov 2006) has stated that there should be competency-based training and assessment of all staff involved in blood transfusions. All staff should be assessed on a three yearly basis.

See www.npsa.nhs.uk

[View all meeting dates for 2007](#)

ELEARNING ZONE



What is e-learning?
Courses available
Course demos

Resources
Transfusion Handbook
Self Directed Learning Pack Level 1
Self Directed Learning Pack Level 2

Acquire the knowledge!

Elearning Zone

Welcome to the elearning zone! This is the place where you can access your online learning and assessments.

Please make a choice from the following options NHS Scotland, NHS England, NHS Wales, NHS Northern Ireland or Health Service Ireland in the drop down box below.

If you are not a NHS Health Service employee please select 'none of the above' in the drop down box. Please note that your assessment results will not be recorded.

Please Select



Choose Health Service Ireland

Powered by



[Find out more about learnProNHS >](#)

learnPro NHS - Mozilla Firefox

File Edit View History Bookmarks Tools Help

https://nhs.learnprouk.com/lms/login.aspx?ReturnUrl=/lms/user_level/welcome.aspx

learnProNHS flexible learning

Please Login

To proceed, you must be a registered user or administrator of this site.

Login

Username(Email):

Password:

[Log In to learnPro NHS](#) By logging in you are agreeing to our [Terms and Conditions](#)

New Users

If you are a new user:

[Register](#)

http://www.learnpro.co.uk/ContentSuite/NHS/tabid/302/Default.aspx

nhs.learnprouk.com

start My Documents Microsoft PowerPoint ... learnPro NHS - Mozilla... EN 21:27

If you have already registered and want to use the site, fill in your username (email address) and password and press Login

First time users should click on Register

keeping your password secure.

You agree not to use the site to use or attempt to use another's account, or create a false identity on the site.

The contents learnPro NHS include both content owned or controlled by the MDC Learning Systems and content owned or controlled by third parties and licensed to the Company. You are authorized to view only the material you have been asked to access by your line manager for your personal, noncommercial use. You agree not to reproduce, duplicate, copy, sell, resell or exploit for any commercial purposes, any portion of, use of, or access to the Web Site.

If you are an administrator, you agree only to view the reports you require and use them within the access rights legally agreed. You agree that you will only use the functionality of the LMS legally agreed i.e. you are only allowed to assign courses to programmes using the navigator functionality for those courses for which you are responsible for.

I Agree to the Terms and Conditions.

First time users must agree to terms & conditions – click on the button .

For assistance using le



Registration

To register please complete the form below.

Click on this icon or icon that you need help. If this is your first visit to then please click on all of these icons to learn more about the system.

First Name:

Last Name:

Identification No:

Email / Username:

Confirm Email:

Password:

Confirm Password:

Location Job Role

- Health Service Ireland
- NHS England

Instructions
Selecting your organisational information

Fill out your details – you will need an active email address so that you can receive your password



Email / Username: Confirm Email:
Password: Confirm Password:

- Location
- Job Role
- Health Service Ireland
- NHS England
- NHS Northern Ireland
- NHS Scotland
- NHS Wales
- User Archive [do not select]

You need to select the hospital where you work (on the location tab).

Instructions

Selecting your organisational

have made your selection the item will be highlighted in grey.

It may take a moment to load. Please wait until this is complete before selecting an option from the list that will appear.

Step 1: Choose your Health Service, Division / Trust, Hospital / Base and Ward / Department under the location tab.

Step 2: Choose your Job family, Sub Job family, Role and Band / Grade under the role tab.

Please ensure you have selected items from both tabs. The Register button will appear **only** when you have selected an item in both

learnPro NHS - Mozilla Firefox

File Edit View History Bookmarks Tools Help

https://nhs.learnprouk.com/lms/guest_level/Registration.aspx

- Rotunda Hospital
- Royal Victoria Eye and Ear Hospital
- Sligo General Hospital
- South Tipperary Hospital
- Sports Surgery Clinic Santry
- St Columille, Loughlinstown
- St Elsewhere
- St Elsewhere
 - Cork University Maternity Hospital
 - St Elsewhere
 - Diggs Ward
 - HDU
 - ICU
 - inpatients
 - section 4

Please use the tree structure on the left to select your (localised values).

To select an item please click once. Once you have made your selection the item will be highlighted in grey.

It may take a moment to load. Please wait until this is complete before selecting an option from the list that will appear.

Step 1: Choose your Health Service, Division / Trust Hospital / Regional

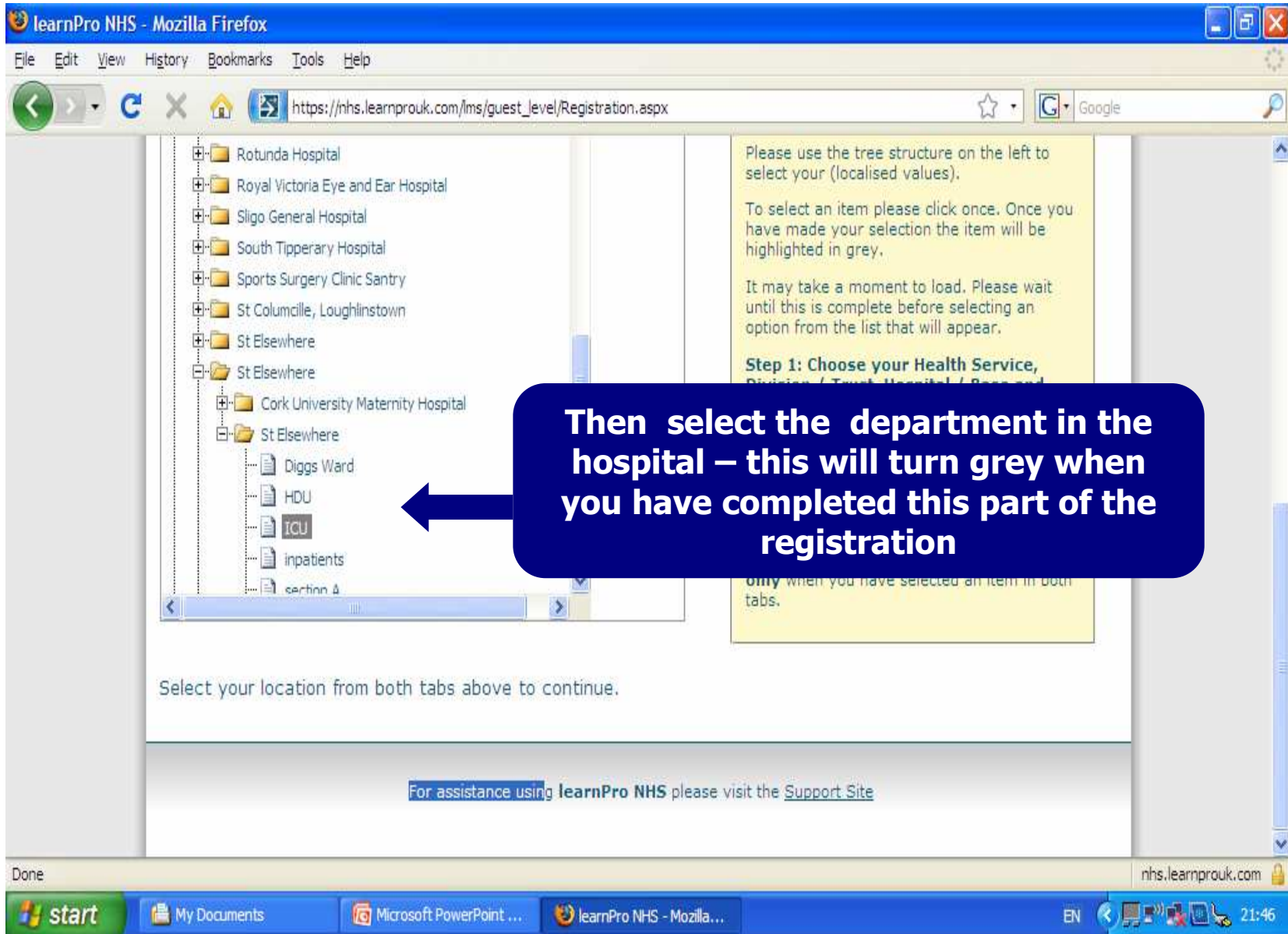
only when you have selected an item in both tabs.

Select your location from both tabs above to continue.

For assistance using **learnPro NHS** please visit the [Support Site](#)

Done nhs.learnprouk.com

start My Documents Microsoft PowerPoint ... learnPro NHS - Mozilla ... EN 21:46



learnPro NHS - Mozilla Firefox

File Edit View History Bookmarks Tools Help

https://nhs.learnprouk.com/lms/guest_level/Registration.aspx

Identification No: 020602

Email / Username: jake.sweeney@ibts.ie Confirm Email: jake.sweeney@ibts.ie

Password: Confirm Password:

Location Job Role

- Administrative Services
- Allied Health Professionals
- Emergency Services
- Health Science Services
- Health Service Executive (Ireland)
- Medical Staff
- Nursing and Midwifery
- Other
- Personal Social Services
- Student
- Support Services

Click on the blue job role tab and select Health Service Ireland

Instructions

Selecting your organisational information

Please use the tree structure on the left to

It may take a moment to load. Please wait until this is complete before selecting an option from the list that will appear.

Step 1: Choose your Health Service, Division / Trust, Hospital / Base and Ward / Department under the location tab.

Step 2: Choose your Job family, Sub Job family, Role and Band / Grade under the role tab.

Done nhs.learnprouk.com

start My Documents Microsoft PowerPoint ... learnPro NHS - Mozilla ... EN 21:48

learnPro NHS - Mozilla Firefox

File Edit View History Bookmarks Tools Help

https://nhs.learnprouk.com/lms/guest_level/Registration.aspx

Google

Location Job Role

- Ward Manager
- ODP
- Other Staff Groups
- Phlebotomists
- Porters
- Training & Development/Education
- Medical Staff
 - Dental
 - Doctor
 - Associate Specialist
 - Consultant
 - Fixed Term Specialty Training Appointment
 - Foundation Year 1 Trainee
 - N/A
 - Foundation Year 2 Trainee
 - General Practitioner
 - General Practitioner Trainee

Instructions

Selecting your organisational information

Please use the tree structure on the left to select your (localised values).

To select an item please click once. Once you have made your selection the item will be highlighted in grey.

It may take a moment to load. Please wait until this is complete before selecting an option from the list that will appear.

Step 1: Choose your Health Service.

only when you have selected an item in both tabs.

From the drop down list select the job role that applies to you – when role turns grey you have done this correctly.

Loading (Please wait..)

Done

start My Documents Microsoft PowerPoint ... learnPro NHS - Mozilla... EN 21:51

learnPro NHS - Mozilla Firefox

File Edit View History Bookmarks Tools Help

https://nhs.learnprouk.com/lms/guest_level/Registration.aspx

- Other Staff Groups
- Phlebotomists
- Porters
- Training & Development/Education
- Medical Staff
 - Dental
 - Doctor
 - Associate Specialist
 - Consultant
 - Fixed Term Specialty Training Appointment (FTST)
 - Foundation Year 1 Trainee
 - N/A
 - Foundation Year 2 Trainee
 - General Practitioner
 - General Practitioner Trainee

Please use the tree structure on the left to select your (localised values).

To select an item please click once. Once you have made your selection the item will be highlighted in grey.

It may take a moment to load. Please wait until this is complete before selecting an option from the list that will appear.

Step 1: Choose your Health Service, Division / Trust, Hospital / Base and Ward / Department under the location tab.

Step 2: Choose your Job family, Sub Job family, Role and Band / Grade under the role tab.

Please ensure you have selected items from both tabs. The Register button will appear **only** when you have selected an item in both tabs.

Register ?

For assistance using **learnPro NHS** please visit the [Support Site](#)

Done nhs.learnprouk.com

start My Documents Microsoft PowerPoint ... learnPro NHS - Mozilla ... EN 21:53


Then click on the blue 'register' button

learnPro NHS - Mozilla Firefox

File Edit View History Bookmarks Tools Help

https://nhs.learnprouk.com/lms/guest_level/Registration.aspx

Do you want Firefox to remember this password? Remember Never for This Site Not Now



Thank you for registering with learnPro NHS

An e-mail will be sent to you shortly to acknowledge your registration and confirm your details.

[Login to access the learning materials.](#)

For assistance using learnPro

You can now login to the site and access the programme.

Done nhs.learnprouk.com


start My Documents Microsoft PowerPoint ... learnPro NHS - Mozilla ... EN 21:56

learnPro NHS - Mozilla Firefox

File Edit View History Bookmarks Tools Help

http://nhs.learnprouk.com/lms/user_level/ChooseCourses.aspx

Do you want Firefox to remember this password? Remember Never for This Site Not Now



My Learning Profile Resources Help Logout


Choose Courses

As a registered learner, you have access to the courses listed below. All courses have been pre-selected for you, indicated by a tick in the box () next to the course name.

To add courses into your 'My Learning' page, simply click on the button 'Add to My Learning'. All selected courses will then be added to your 'My Learning' page.

Please note that you cannot remove a course once that course has been started.

Registered	Course Name
<input checked="" type="checkbox"/>	Module 1 Safe Transfusion Practice
<input checked="" type="checkbox"/>	Module 1 Safe Transfusion Practice (Lab)
<input checked="" type="checkbox"/>	Module 2 Blood Components and Indications for Use
<input checked="" type="checkbox"/>	Module 3 Appropriate Transfusion Practice



Click on add to my learning and choose the module you would like to work on.

Done

start My Documents Microsoft PowerPoint ... learnPro NHS - Mozilla... EN 22:00

learnPro NHS - Mozilla Firefox

File Edit View History Bookmarks Tools Help

https://nhs.learnprouk.com/lms/login.aspx?ReturnUrl=%2fms%2fuser_level%2fMyLearning.aspx


Do you want Firefox to remember this password? Remember Never for This Site Not Now

Log In to learnPro NHS By logging in you are agreeing to our [Terms and Conditions](#)

Login Failed. Please try again

New Users

If you are a new user:

 Register

Forgotten some of your login details?

Forgotten your password?
Type in your e-mail address in the box below and we'll mail you a new password.

Registration E-mail Address:

For assistance using learnPro NHS ple

Done nhs.learnprouk.com

Authenticated by The USERTRUST Network

start My Documents Microsoft PowerPoint ... learnPro NHS - Mozilla...

If you have forgotten your password, type in your email address and press Mail me a New One



My Learning Profile Resources Help Logout

My Learning

Courses available to you are listed below. If you have multiple tabs, please click these to view the specific courses available within each subject area. Click on **[Modules]** to see the modules for each course.

You can view results of completed assessments for each course by clicking on the **[Assessment Results]** button.

Learn Blood Transfusion

Course			
Module 1 Safe Transfusion Practice		[Modules]	[Assessment Results]
Module 1 Safe Transfusion Practice (Lab)		[Modules]	[Assessment Results]
Module 2 Blood Components and Indications for Use		[Modules]	[Assessment Results]
Module 3 Appropriate Transfusion Practice		[Modules]	[Assessment Results]

- Not started
- In progress
- Completed
- Elapsed
- Expired

For assistance using learnPro NHS please visit the [Support Site](#)

Click on modules to begin the programme.

learnPro NHS - Mozilla Firefox

File Edit View History Bookmarks Tools Help


http://nhs.learnprouk.com/lms/user_level/Modules.aspx?CourseID=0

learnProNHS flexible learning

My Learning Profile Resources Help Logout

Module 1 Safe Transfusion Practice

Click the [Launch] button to launch each module.

Status:  You have not started this course.

[Update Status](#)

	Name	
1	Haemovigilance in the UK and ROI	[Launch]
2	Blood Group Serology	[Launch]
3	Requesting Procedure	[Launch]
4	Sampling Procedures	[Launch]
5	Collection Procedure	[Launch]
6	Administration Procedure	[Launch]
7	Management of Transfused Patient	[Launch]

Click to view your Module 1 - Safe Transfusion Practice record

Done start My Documents EN 22:07

- Safe Transfusion Practice Level 1 focuses on safe sampling, collection and administration of blood
- Safe Transfusion Practice Level 1 (Lab) focuses on safe laboratory working practices
- Safe Transfusion Practice Level 2 focuses on safe and effective use of components



My Learning Profile Resources Help Logout

Module 1 Safe Transfusion Practice

Click the [Launch] button to launch each module.

Status:  You have not started this course.

[Update Status](#)

	Name	
1	Haemovigilance in the UK and ROI	[Launch]
2	Blood Group Serology	[Launch]
3	Requesting Procedure	[Launch]
4	Sampling Procedures	[Launch]
5	Collection Procedure	[Launch]
6	Administration Procedure	[Launch]
7	Management of Transfused Patient	[Launch]

Select a Module to begin.

[Click to view your Module 1 Safe Transfusion Practice results >>](#)

Click on launch to begin the module

SNBTS STP1 Unit 1 Learning and Assessment - Mozilla Firefox

http://nhs.learnprouk.com/ScormPlayer/skins/LMSMain.aspx?learnerID=89890&courseID=0_20090724093839&learnerName=Sweeney,Jake &playerTitle=learnPro NHS - Scorm Player&skinID=gray&

learnPro NHS - Scorm Player

Back Next Exit

navigation accessible version how to use guide glossary self directed learning

SAFE TRANSFUSION PRACTICE

MODULE 1 - Unit 1 - Haemovigilance in the UK and Republic of Ireland (ROI)

NHS SCOTLAND

Introduction Learning Assessment

Introduction - Navigation

WELCOME

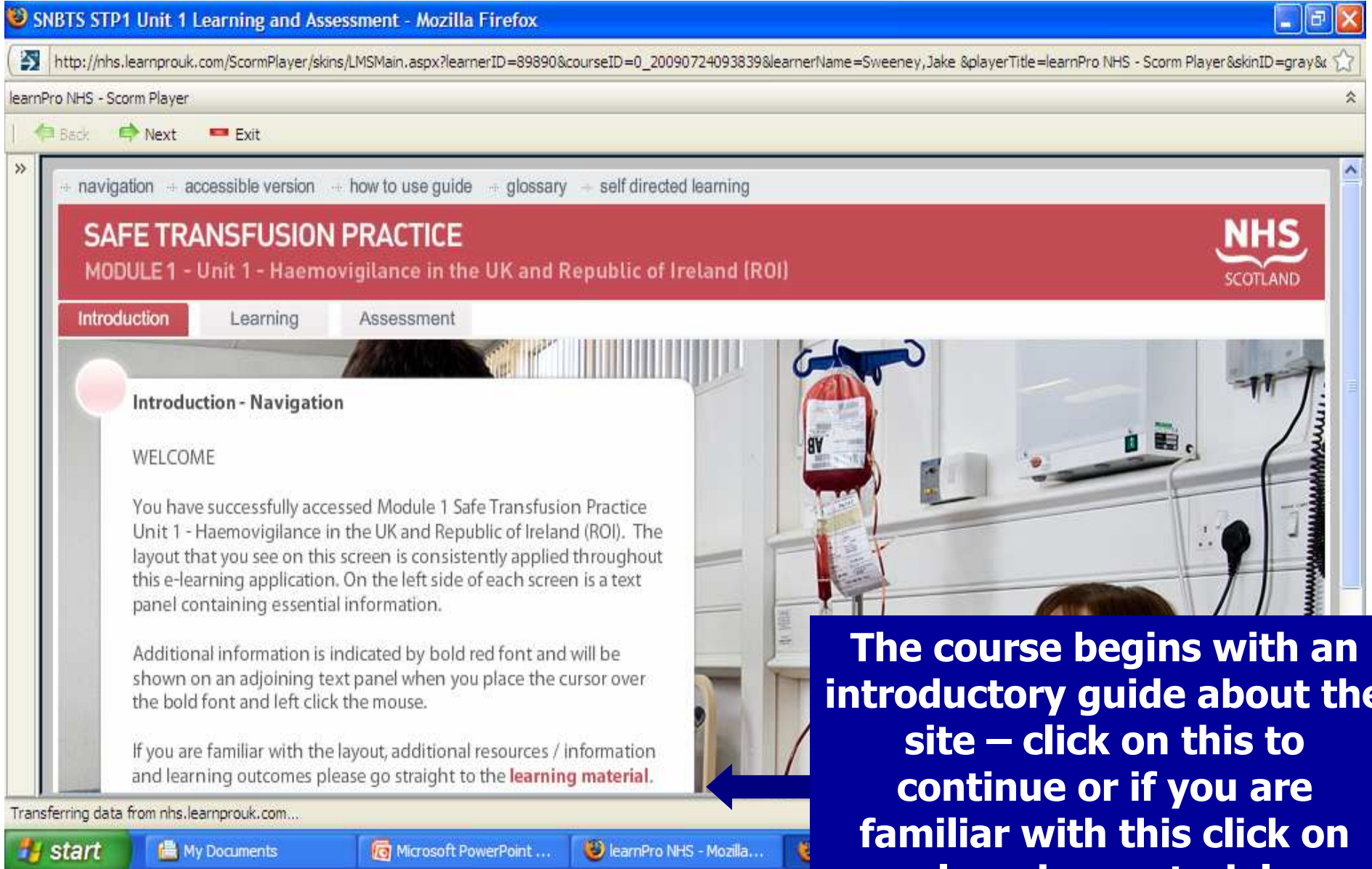
You have successfully accessed Module 1 Safe Transfusion Practice Unit 1 - Haemovigilance in the UK and Republic of Ireland (ROI). The layout that you see on this screen is consistently applied throughout this e-learning application. On the left side of each screen is a text panel containing essential information.

Additional information is indicated by bold red font and will be shown on an adjoining text panel when you place the cursor over the bold font and left click the mouse.

If you are familiar with the layout, additional resources / information and learning outcomes please go straight to the **learning material**.

Transferring data from nhs.learnprouk.com...

start My Documents Microsoft PowerPoint ... learnPro NHS - Mozilla...



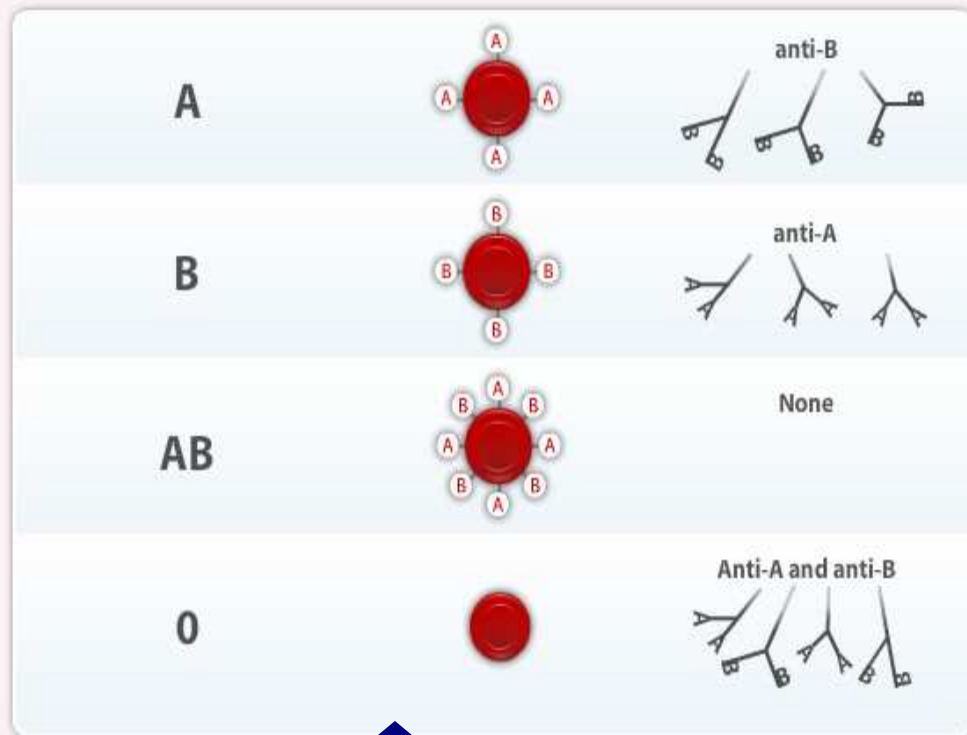
The course begins with an introductory guide about the site – click on this to continue or if you are familiar with this click on learning material

ABO groups are named after the antigens present on the red cell surface (see the diagram opposite).

In the ABO groups, individuals produce antibodies (immunoglobulins) against the antigens that are not present on their own red cells.

Group O individuals therefore have, in their plasma, antibodies to both group A and group B while group AB individuals do not have either of these antibodies.

Click on the next button to continue.



Within each module there are interactive activities to help – the one displayed allows you to see how good your blood group knowledge is...

SNBTS STP1 Unit 2 Learning and Assessment - Mozilla Firefox

http://nhs.learnprouk.com/ScormPlayer/skins/LMSMain.aspx?learnerID=89890&courseID=1_20090724094028&learnerName=Sweeney,Jake &playerTitle=learnPro NHS - Scorm Player&skinID=gray&


learnPro NHS - Scorm Player

Back Next Exit

>>


In the following screens you will be given details for four patients. For each patient choose an appropriate blood group to transfuse the patient.

Patient 1 of 4




Patient's blood group
A

Patient's antibodies
anti - B



Use your mouse to click on the appropriate blood group.

Well Done!
You have selected a compatible blood group. Try the remaining blood groups.



ABO grouping involves testing the cells for the presence of the ABO antigens (forward group) and the plasma for the presence of anti - A and anti - B antibodies (reverse group) as a check.

Blood Group Serology: part 3 of 5

back next

Waiting for nhs.learnprouk.com...

start My Documents Microsoft PowerPoint ... learnPro NHS - Mozilla... SNBTS Unit 2 Le... EN 22:33

Positive feedback is available when you get it right..... Well done!!

SNBTS STP1 Unit 2 Learning and Assessment - Mozilla Firefox


http://nhs.learnprouk.com/ScormPlayer/skins/LMSMain.aspx?learnerID=89890&courseID=1_20090724094028&learnerName=Sweeney,Jake &playerTitle=learnPro NHS - Scorm Player&skinID=gray&

learnPro NHS - Scorm Player

Back Next Exit


In the following screens you will be given details for four patients. For each patient choose an appropriate blood group to transfuse the patient.

Patient 1 of 4




Patient's blood group
A

Patient's antibodies
anti - B



ABO grouping involves testing the cells for the presence of the ABO antigens (forward group) and the plasma for the presence of anti - A and anti - B antibodies (reverse group) as a check.

Use your mouse to click on the appropriate blood group.



Incompatible Blood Group!
Selecting this blood group for this patient could cause an adverse reaction. Try the remaining blood groups.

Blood Group Serology: part 3 of 5

back next

Waiting for nhs.learnprouk.com...

start My Documents Microsoft PowerPoint ... learnPro NHS - Mozilla... SNBTS STP1 Unit 2 Le... EN 22:35

And if you get it wrong - it becomes clear....

SNBTS STP1 Unit 2 Learning and Assessment - Mozilla Firefox

http://nhs.learnprouk.com/ScormPlayer/skins/LMSMain.aspx?learnerID=89890&courseID=1_20090724094028&learnerName=Sweeney,Jake &playerTitle=learnPro NHS - Scorm Player&skinID=gray&

learnPro NHS - Scorm Player

Back Next Exit

You have reached the assessment for Unit 2. If you are confident that you have understood the material in this unit, please complete the following assessment. Once you have completed the assessment, please click on the next button to proceed to the next section.

For Users accessing the Learnbloodtransfusion course on learnPro NHS you will have to update your learning on a regular basis, e.g., every year. For those users who are not aware that the date you successfully complete an assessment will automatically set the date you complete the course / assessments, e.g., if you complete the course / assessments on the 1st January 2009 it may expire in 2010. For information about course revalidation dates in your area you should contact your local LearnPro NHS.

Proceeding to the next section starts the assessment. After the assessment begins you will no longer be able to access the learning material.

If you still wish to sit the assessment, click the continue button.

cancel continue

close X

Click on the next button to proceed to the next section.

Assessment: Introduction

back next

Read nhs.learnprouk.com

start My Documents Microsoft PowerPoint ... learnPro NHS - Mozilla... SNBTS STP1 Unit 2 Le... EN 22:38

At the end of each module complete the 5 true/false questions – be sure you know the material before you start as you cannot go back once you have started the assessment .

SNBTS STP1 Unit 2 Learning and Assessment - Mozilla Firefox

http://nhs.learnprouk.com/ScormPlayer/skins/LMSMain.aspx?learnerID=89890&courseID=1_20090724094028&learnerName=Sweeney,Jake &playerTitle=learnPro NHS - Scorm Player&skinID=gray&

learnPro NHS - Scorm Player

Back Next Exit

Unit 2: Blood Group Serology Question 3 of 5

Q3) Group O RhD negative individuals can only receive group O RhD negative red blood cells.

select

a True

b False

Transferring data from

start My Documents Microsoft PowerPoint ... learnPro NHS - Mozilla... SNBTS STP1 Unit 2 Le... EN 22:44

Beware the questions are not as easy as they look and if you don't pass the questions on your next attempt may change

SNBTS STP1 Unit 2 Learning and Assessment - Mozilla Firefox

http://nhs.learnprouk.com/ScormPlayer/skins/LMSMain.aspx?learnerID=89890&courseID=1_20090724094028&learnerName=Sweeney,Jake &playerTitle=learnPro NHS - Scorm Player&skinID=gray&

learnPro NHS - Scorm Player

Back Next Exit

Unit 2: Blood Group Serology

You have completed this exercise with a score of **3 out of 5 (60%)**. Sorry, you have failed this unit. Please close down this window and return to the main course menu, where you can re-try the assessment.

Question 1) Group O individuals have antibodies to both group A and group B in their plasma.
Your answer was correct: True

Question 2) Group A RhD positive individuals can only receive group A RhD positive red blood cells.
Your answer was incorrect. The answer is: False

Question 3) Group O RhD negative individuals can only receive group O RhD negative red blood cells.
Your answer was correct: True

Transferring data from nhs.learnprouk.com...

start My Documents Microsoft PowerPoint ... learnPro NHS - Mozilla... SNBTS STP1 Unit 2 Le... Synaptics Pointing Device EN 22:46

If you get 80% you pass – if you don't then you must do the module again.

learnPro NHS - Mozilla Firefox

File Edit View History Bookmarks Tools Help

http://nhs.learnprouk.com/lms/user_level/Certificate.aspx

learnPro NHS

CERTIFICATE OF ACHIEVEMENT

Name:	Jake Sweeney	Division / Trust:	St Elsewhere
Health Service:	Health Service Ireland	Hospital:	St Elsewhere
Registration Date:	17/09/2009 21:54:29	Ward:	ICU
Job Family:	Medical Staff	Sub Family:	Doctor
Job Title:	Foundation Year 1 Trainee	Date Generated:	17/09/2009 22:48:52

Successfully Completed Assessments:
Module 1 Safe Transfusion Practice
Administration Procedure

Passed on 17/09/2009 at 22:45

Done

start My Documents Microsoft PowerPoint ... learnPro NHS - Mozilla... EN 22:51

When you complete all of the modules in the level you can print out your certificate and in two years time we will send you an email reminding you it is time to update – provided you keep your details current

**For further support/information email:
Haemovigilance @ibts.ie
craig.douglas@mdconline.co.uk**